

# Instructions for wear checks of play equipment

The equipment must be checked for correct operation and safety, especially the points listed below:

Proof of maintenance

Playground.....

Date of installation .....

Checks depend on the type of equipment. Any equipment with moving parts must be checked at least twice a year, static equipment at least once a year.

Intervals for maintenance work and checks generally depend on

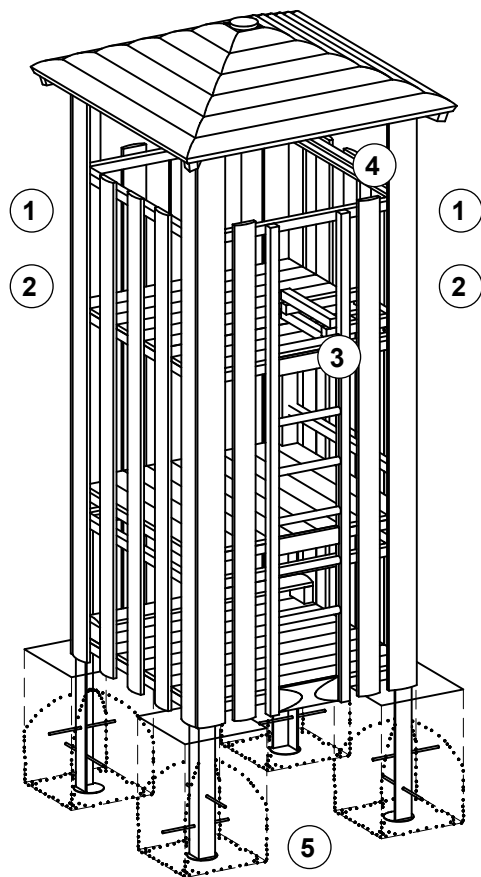
- location
- usage
- frequency of use
- possible vandalism

For more details see also our general instructions for maintenance of playgrounds!

## Transparent Square Tower with ladder and roof

Order No. L3.20535 height 1.50 m

Order No. L3.20630 height 2.00 m



### Wooden parts

1. Check for rot and, if necessary, smooth out splinters and round off sharp edges of cracks.
2. Check that all bolts and screws are tight and retighten if necessary.
3. Check the ash wood rungs of the ladders for wear and tear, the remaining diameter must be at least 30 mm.
4. **Recommendation:** apply paraffin wax to the upper end grain areas once a year, please refer to Order No. 0.90100, 1 litre.

### Structural stability

5. In order to check for rot at wooden parts and steel feet for corrosion, uncover the foundations once a year.

Repair not carried out, it is still possible to play on equipment

Repair not carried out, equipment is taken out of action

All work carried out, everything is in order

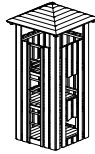
Special notes, e.g. for repairs

For spare parts refer to back of page.

Maintenance carried out by:

..... Date .....

**Spare parts**  
**Transparent Square Tower**  
**Order No. L3.20535/L3.20630**



Please note that the safety standards of the equipment must not be affected. Therefore, when carrying out repairs it is helpful to **only use original parts**.

**Order No. Spare parts**

**Order No. Spare parts**

0.92620

Ladder 6 rungs



99.00240

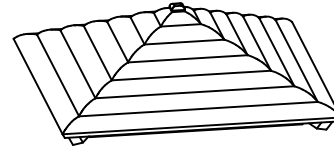
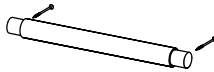
Roof spruce, impregnated

99.00250

Roof larch

0.98310

Single rung



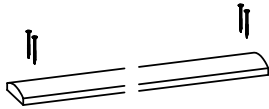
0.30050

Tower cladding, length 3.25 m  
 spruce, impregnated

For further spare parts please see spare parts list!

0.30060

Tower cladding, length 3.25 m  
 larch



Please indicate length and width.

0.99023

Steel foot for Square Tower -  
 also available for corner posts  
 in oak

