

# Instructions for wear checks of play equipment

The equipment must be checked for correct operation and safety, especially the points listed below:

Proof of maintenance

Playground.....

## Structural stability

Date of installation .....

In order to check for rot at wooden parts and steel feet for corrosion, uncover the foundations once a year.

Checks depend on the type of equipment. Any equipment with moving parts must be checked at least twice a year, static equipment at least once a year.

## Single equipment

Intervals for maintenance work and checks generally depend on

Please pay attention to the **separate maintenance notes** of the following single equipment:

- location
- usage
- frequency of use
- possible vandalism

Square Tower, h=2.00m	<b>Order No. L3.20600</b>	<input type="checkbox"/>
-----------------------	-------------------------------	--------------------------

Fastening Frame for attaching Bridge	<b>3.66353</b>	<input type="checkbox"/>
--------------------------------------	----------------	--------------------------

Bridge with wooden handrail	<b>3.66425</b>	<input type="checkbox"/>
-----------------------------	----------------	--------------------------

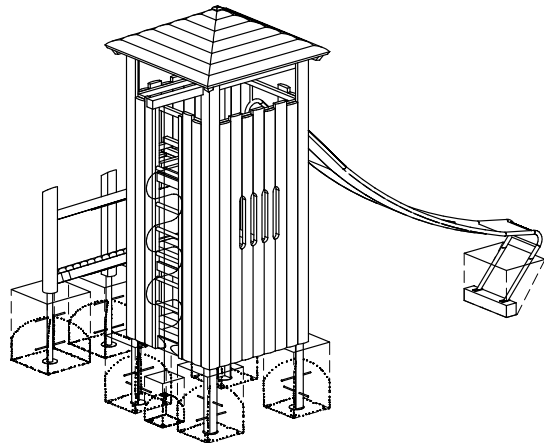
End frame for Ramp with wooden handrail	<b>3.66411</b>	<input type="checkbox"/>
---	----------------	--------------------------

Rope Climbing Ladder with beam	<b>3.69410</b>	<input type="checkbox"/>
--------------------------------	----------------	--------------------------

Stainless Steel Slide	<b>3.63420</b>	<input type="checkbox"/>
-----------------------	----------------	--------------------------

For more details see also our general instructions for maintenance of playgrounds!

**Tower Combination 30**  
Order No. L2.30001



**Note: Please check that all documents are included!**

Special notes, e.g. for repairs

Repair not carried out, it is still possible to play on equipment	<input type="checkbox"/>	
---	--------------------------	--

Repair not carried out, equipment is taken out of action	<input type="checkbox"/>	
--	--------------------------	--


All work carried out, everything is in order	<input type="checkbox"/>	
--	--------------------------	--

For spare parts refer to back of page.

Maintenance carried out by: .....

..... Date .....

**Spare parts**  
**Tower Combination 30**  
**Order No. L2.30001**



Please note that the safety standards of the equipment must not be affected. Therefore, when carrying out repairs it is helpful to **only use original parts**.

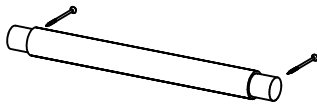
**Order No. Spare parts**

**Order No. Spare parts**

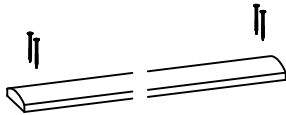
**0.92630 Ladder for tower without roof  
5 rungs**



**0.98310 Single rung**



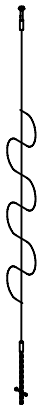
**0.30070 Tower cladding, length 2.30 m  
spruce, impregnated**



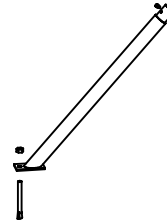
**0.30080 Tower cladding, length 2.30 m  
larch**

For further spare parts please see  
 spare parts list!

**0.92170 Climbing ladder 3.25 m**



**0.92080 Support for slide, bottom**



**0.92090 Support for slide, top**

