

Instructions for wear checks of play equipment

The equipment must be checked for correct operation and safety, especially the points listed below:

Proof of maintenance

Playground.....

Structural stability

Date of installation

In order to check for rot at wooden parts and steel feet for corrosion, uncover the foundations once a year.

Checks depend on the type of equipment. Any equipment with moving parts must be checked at least twice a year, static equipment at least once a year.

Single equipment

Intervals for maintenance work and checks generally depend on

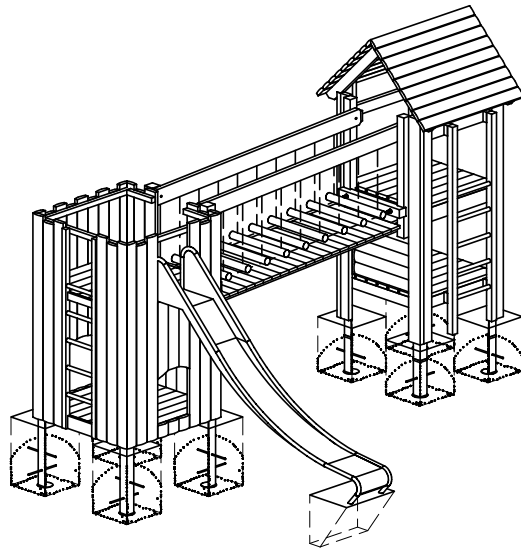
Please pay attention to the **separate maintenance notes** of the following single equipment:

- location
- usage
- frequency of use
- possible vandalism

	Order No.	
Platform Hut	3.13300	<input type="checkbox"/>
Support Frame for Chain Path for Platform Hut	3.66290	<input type="checkbox"/>
Walkway for Chain Path	3.66260	<input type="checkbox"/>
Square Tower, h=1.50m	L3.20500	<input type="checkbox"/>
Support Frame for Chain Path for Tower	3.66240	<input type="checkbox"/>
Stainless Steel Slide	3.63020	<input type="checkbox"/>

For more details see also our general instructions for maintenance of playgrounds!

Tower Combination 18
Order No. L2.18000



Note: Please check that all documents are included!

Special notes, e.g. for repairs

Repair not carried out, it is still possible to play on equipment

Repair not carried out, equipment is taken out of action

All work carried out, everything is in order

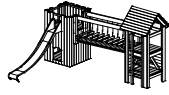
For spare parts refer to back of page.

Maintenance carried out by: Date

En-EN 13.02.2023

COPYRIGHT © RICHTER SPIELGERÄTE GMBH

Spare parts
Tower Combination 18
Order No. L2.18000



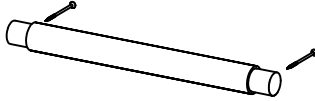
Please note that the safety standards of the equipment must not be affected. Therefore, when carrying out repairs it is helpful to **only use original parts**.

Order No. Spare parts

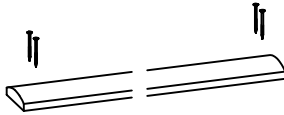
**0.92630 Ladder for tower without roof
5 rungs**



0.98310 Single rung



**0.30070 Tower cladding, length 2.30 m
spruce, impregnated**



**0.30080 Tower cladding, length 2.30 m
larch**

**For further spare parts please see
spare parts list!**