

Instructions for wear checks of play equipment

The equipment must be checked for correct operation and safety, especially the points listed below:

Proof of maintenance

Playground.....

Date of installation


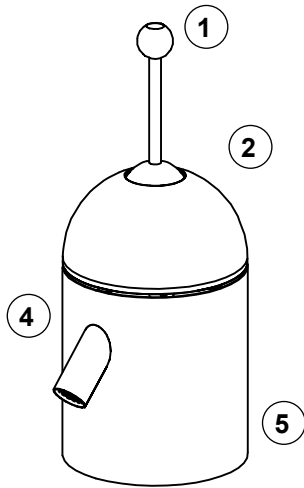
Checks depend on the type of equipment. Any equipment with moving parts must be checked at least twice a year, static equipment at least once a year.

Intervals for maintenance work and checks generally depend on

- location
- usage
- frequency of use
- possible vandalism

For more details see also our general instructions for maintenance of playgrounds!

Lever Pump Order No. 5.28000 / 5.28002



Function

1. Make sure the pump mechanism moves smoothly.
2. Check water hoses and hydraulics for leaks and wear. Loosen the Allen screws through the annular gap (3 turns) to do this. Lift and remove the dome-shaped part, loosen the base plate and lift the mechanism. In order to completely remove the mechanism, pull off the quick coupling of the hydraulics at the water valve (no oil loss thanks to self-closing quick coupling).
3. If necessary, the water flow rate and the ease of movement of the pump swipe can be changed using the two adjusting screws. Check the oil level using the sight glass, re-fill oil if necessary.
Note: Please use only the hydraulic oil offered by us (Order No. 0.92482)
4. Ensure that water outlet is not clogged and clean if necessary.

Structural stability

5. Check anchoring to the ground every 12 months, retighten screws and bolts if necessary.
Note
Drain the water line during sub-zero conditions. Remove the pump mechanism as described under point 2 and store in a frost-proof place. If a programmable rinsing device (Order No. 5.28002) is fitted, the time switch is particularly vulnerable to frost damage as it cannot be drained. The winter cover supplied can be mounted either on the base (when dismantling the entire pump) or on the inner flange (when dismantling the pump mechanism incl. dome - housing remains in place). If the winter cover is not available (e.g. lost), it can be reordered under Order No. 5.28001.

Special notes, e.g. for repairs

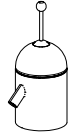
Repair not carried out, it is still possible to play on equipment

Repair not carried out, equipment is taken out of action

All work carried out, everything is in order

Maintenance carried out by:

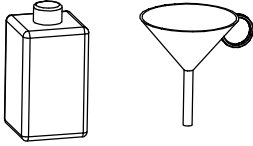
..... Date

Spare parts**Lever Pump****Order No. 5.28000 / 5.28002**

Please note that the safety standards of the equipment must not be affected. Therefore, when carrying out repairs it is helpful to **only use original parts**.

Order No. Spare parts

0.92482 Oil (250 ml) with funnel
(use only our original oil)

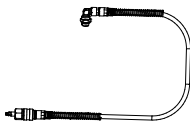


5.28001 Winter lid
made of stainless steel

0.92483 Locking Valve Water Valve G 1 inch



0.92484 PA hose with couplings for locking valve



Other spare parts available on request.