

Instructions for wear checks of play equipment

The equipment must be checked for correct operation and safety, especially the points listed below:

Proof of maintenance

Playground

Date of installation

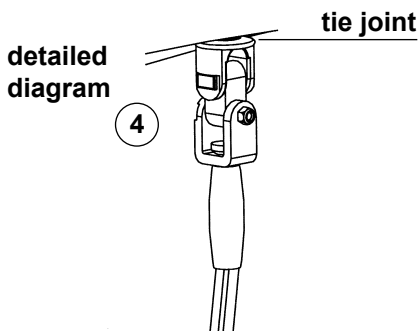
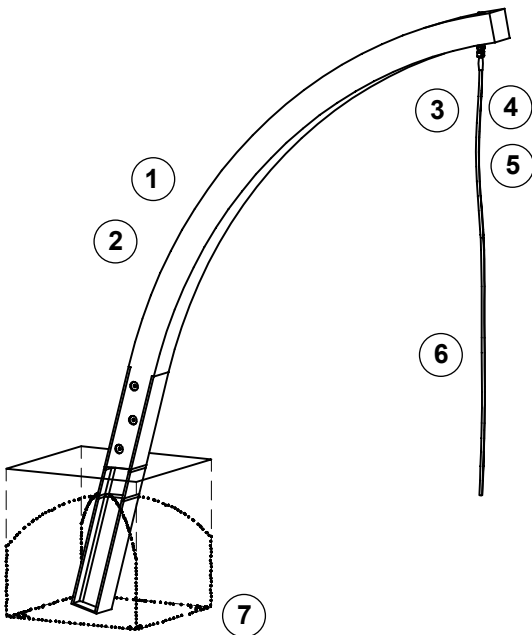
Checks depend on the type of equipment. Any equipment with moving parts must be checked at least twice a year, static equipment at least once a year.

Intervals for maintenance work and checks generally depend on

- location
- kind of use
- frequency of use
- possible vandalism

For more details see also "General instructions for maintenance of playgrounds".

Tarzan Rope
Order No. 7.64200



Wooden parts

1. Check for rot and, if necessary, smooth out splinters and round off sharp edges of cracks.
2. Recommendation: apply a breathable, opaque varnish (opaque colour is to be preferred over a transparent one).

Joint

3. Check that joint can move smoothly in both directions.
4. Check connection to wood, tie joint must have a snug fit (see detailed diagram).
5. Make sure that the swivels move smoothly, apply grease if required.

Rope

6. Check for wear and tear. Replace if steel reinforcement is damaged.

Structural stability

7. **Attention! One post equipment:** In order to check for corrosion, uncover the foundations twice a year, see page 2 for instructions.

Repair not carried out, it is still possible to play on equipment

Repair not carried out, equipment is taken out of action

All work carried out, everything is in order

Maintenance carried out by:

..... Date

Special notes, e.g. for repairs

For spare parts refer to page 3.

Additional notes

Maintenance of one post equipment with steel foot

This product is a one post equipment according to EN 1176-1.

Equipment of this kind requires special diligence with regard to planning, construction and maintenance.

In this document, you will find additional maintenance notes.

The following principles generally apply to one post equipment:

The longer the equipment has been in operation, the more diligence is required during maintenance.

Dynamic loads additionally stress the structural stability.

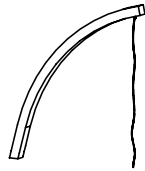
Frequency of use and a given excessive load must be taken into account when scheduling maintenance.

The goal of any inspection must be to ensure that the equipment can be safely used until the next check is due.

It is important to pay attention to the following special aspects for safe operation of one post equipment during regular inspections:

- Check the structural stability twice a year, uncover the foundations to do this
- Examine the earth/air zone of stand posts with extra care

Spare Parts
Tarzan Rope
Order No. 7.64200




Please note that the safety standards of the equipment must not be affected. Therefore, when carrying out repairs it is helpful to **only use original parts**.

Order No. Spare part

0.92110

Climbing rope
Ø 21 mm, with swivel



0.92310

joint



0.88190

square bar steel with 2 brass bushes without bolts



0.93425

laminated beam, pre-drilled

