

Instructions for wear checks of play equipment

The equipment must be checked for correct operation and safety, especially the points listed below:

Proof of maintenance

Playground

Date of installation

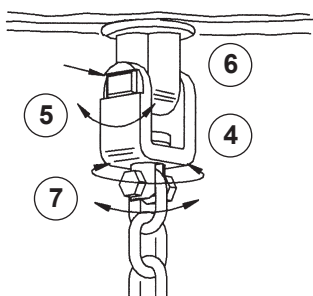
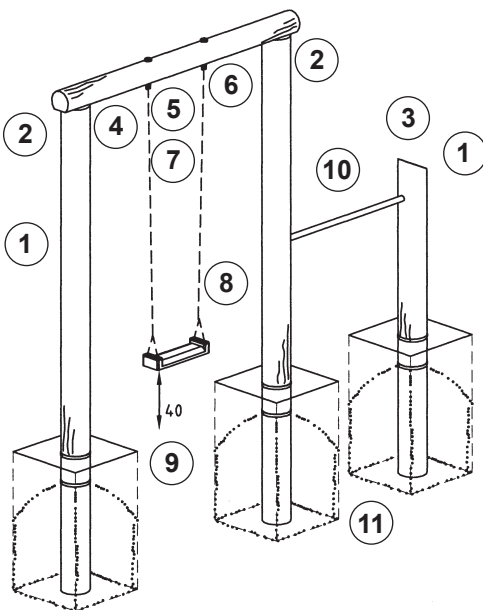
Checks depend on the type of equipment. Any equipment with moving parts must be checked at least twice a year, static equipment at least once a year.

Intervals for maintenance work and checks generally depend on

- location
- kind of use
- frequency of use
- possible vandalism

For more details see also "General instructions for maintenance of playgrounds".

Swing with fixed horizontal bar
Order No. 6.12500/L6.12500



Wooden parts

1. Check for rot and, if necessary, smooth out splinters and round off sharp edges of cracks.
2. Check that all wooden connections are tight and retighten if necessary.
3. Recommendation: Apply paraffin wax to the upper end grain area once a year, please refer to Order No. 0.90100, 1 litre.

Swing suspension

4. Make sure that the joints move smoothly.
5. Make sure that the swivels move smoothly, apply grease if required.
6. Check connection to wood, joint tie must have a snug fit.
7. Check chain and connections to chain, the first chain link must be locked; check wear on contact surfaces between first and second chain link.

Swing seat

8. Check for vandalism (e.g. cuts) and replace if necessary.
9. Check the seat for a minimum ground clearance of at least 40 cm.

Horizontal bar

10. Check that bolts and screws are tight and retighten if necessary.

Structural stability

11. In order to check for rot at wooden parts or steel feet for corrosion, uncover the foundation once a year.

Repair not carried out, it is still possible to play on equipment

Repair not carried out, equipment is taken out of action

All work carried out, everything is in order

Maintenance carried out by:

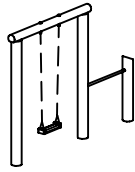
..... Date

Special notes, e.g. for repairs

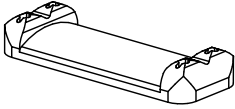

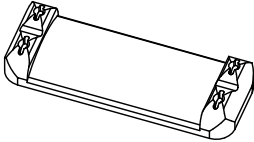
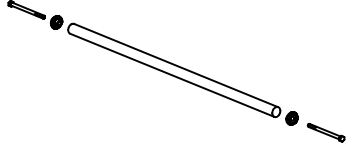
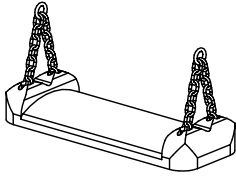
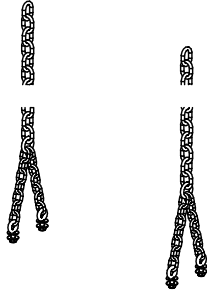

For spare parts refer to back of page.

Spare Parts

Swing with fixed horizontal bar
Order No. 6.12500
L6.12500



Please note that the safety standards of the equipment must not be affected. Therefore, when carrying out repairs it is helpful **to only use original parts**.

Order No.	Spare part	Order No.	Spare part
<p>0.93000</p> 	<p>Rubber swing seat</p>	<p>0.93130</p> 	<p>Universal joint with swivel</p>
<p>0.93010</p> 	<p>Rubber swing seat with 4 eyelet bolts</p>	<p>0.98070</p> 	<p>Horizontal with fixing bolts</p>
<p>0.93020</p> 	<p>Rubber swing seat with 2 short V-chains</p>		
<p>0.87020</p> 	<p>Chains (pair) 6 mm length 1.90 m</p>		
<p>0.93090</p> 	<p>U-shackle with swivel</p>		