

Play value

The Sound Cushions provide an attractive activity for nearly all ages. Tones are produced by hopping on, or running over the cushions. Surprising tone sequences are produced, interrupted by amusing squeaks. This is a game for children and adults. As installation takes place using ground anchors rather than foundations, the tones can be changed any time. New sequences of movement are then required together with new tones and noises.



Photo © Ayumi Nakanishi



Photo © Anton Donikov

Fundamental characteristics

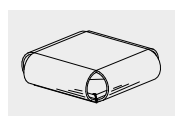
- Incentive for playing: „funny“ cushions on the ground, curiosity
- Movement: jumping, hopping, running

Acoustic effect	medium / pipes
Vandalism	slightly vulnerable

Sound Cushions




Recommended for

- Kindergarten children
- School children
- Supervised play areas, such as kindergartens, schools, after-school programmes or similar
- Public play areas without supervision, such as playgrounds, parks or similar
- Swimming pools without supervision, such as outdoor pools, adventure pools or similar



9.02410

Order No. 9.02410
Sound Cushions
 Installation example

Safety distance 
 Device dimensions 
 Functional distance 

Technical information

Hopping surface made of textile-reinforced rubber belt, thickness 8 mm

Ground anchor

All parts used for anchoring to the ground are made of hot-dip galvanised steel or stainless steel



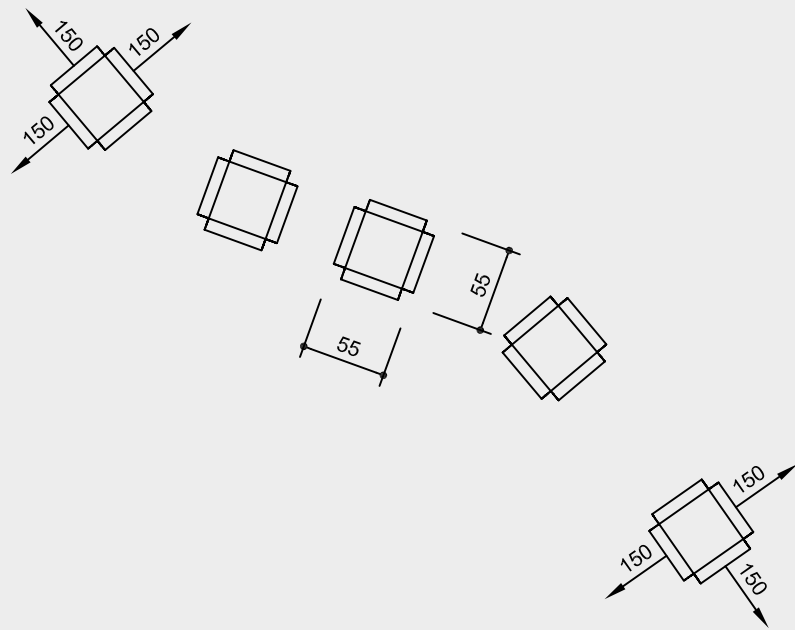
For more detailed explanation of the quality characteristics see price list.

Air spring with pipe, for installation in groups pentatonically tuned

Dimensions

(small deviations possible)

Height	0.15 m
Length	0.55 m
Width	0.55 m
Weight	25 kg



Scale 1:50

Safety check according to DIN EN 1176

Components

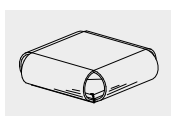
- 1 Hopper
- 2 Foundation irons

Installation information

Surfacing requirements corresponding to a fall height of ≤ 0.60 m (please refer to price list for more detailed information)

Foundations
 Excavation per item approx. 60 x 20 x 40 cm (only necessary to immobilise the equipment)

Attention:
Exact measurements may vary; for all installation dimensions refer to current assembly instructions.
 Technical changes reserved.



9.02410