



**Play value**

The Climbing Wall represents an attractive challenge which can be climbed from both sides and offers various degrees of difficulty. The differently designed surface structure and the various elements to step and hold onto offer a place matching to everybody's courage. The Climbing Wall can be extended and in the angle modified between 60° and 90° conforming to design requirements. It separates play areas and is suited as space-forming element.

**Fundamental characteristics**

- Sturdy construction allows for free-standing installation
- Can be climbed from both sides
- Space-forming element
- Incentive for playing: climbing grips, height, connecting element
- Movement: climbing


**Recommended for**

- School children
- Young people
- Public play areas without supervision, such as playgrounds, parks or similar
- Swimming pools without supervision, such as outdoor pools, adventure pools or similar
- Leisure parks

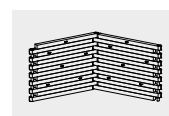


Order No. 7.77060 Climbing Wall with 4 elements

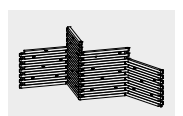
**Climbing Wall with 2 elements**  
**Climbing Wall with 4 elements**



Order No. 7.77060 Climbing Wall with 4 elements



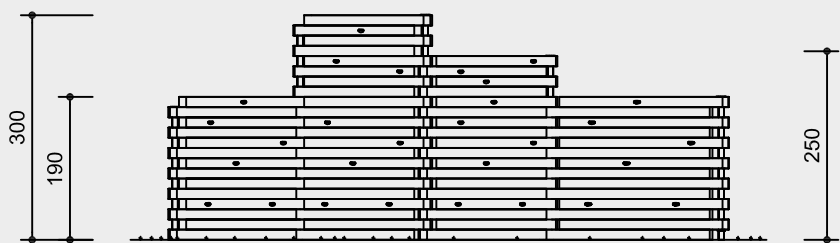
**7.77010**



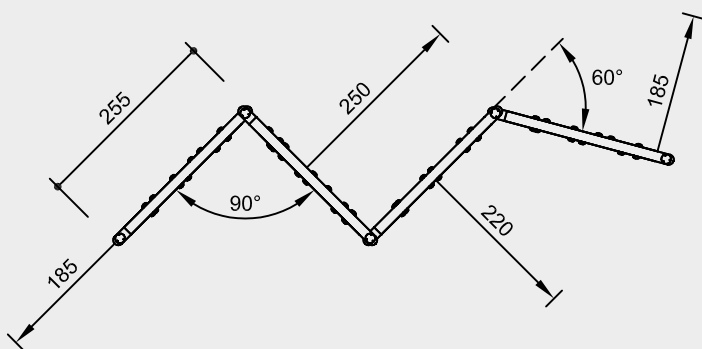
**7.77060**

**Order No. 7.77060**  
**Climbing Wall with 4 elements**

Safety distance   
 Device dimensions   
 Functional distance 



**Order No. 7.77060**  
**Climbing Wall with 4 elements**  
 Example of a possible arrangement



Scale 1:100

Safety check according to DIN EN 1176

**Components**

- Order No. 7.77010**  
**Climbing Wall with 2 elements**
- 2 Wall elements of 2 x 7 double-layer modules with grips
  - 3 Steel tubes as ground anchors

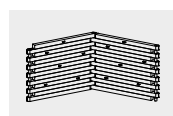
- Order No. 7.77060**  
**Climbing Wall with 4 elements**
- 4 Wall elements of 2 x 7, 1 x 11 and 1 x 9 double-layer modules, with grips
  - 5 Steel tubes as ground anchors

**Installation information**

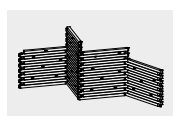
Surfacing requirements corresponding to a fall height of  
**Order No. 7.77010** ≤ 2.00 m  
**Order No. 7.77060** ≤ 3.00 m  
 (please refer to price list for more detailed information)

Foundations  
**Order No. 7.77010**  
 3 items 100 x 100 x 50 cm  
 Excavation depth 70 cm  
**Order No. 7.77060**  
 5 items 100 x 100 x 50 cm  
 Excavation depth 70 cm

The wall elements have to be installed angular to guarantee stability; the standard anchors are sufficient for angles of 60° - 90°.



7.77010



7.77060

**Technical information**

Equipment made of non-impregnated mountain larch

**Core-free**  
 Sawn-timbers core-free, thus decreasing occurrences of cracking and undesired changes in shape



**Ground anchor**  
 All parts used for anchoring to the ground are made of hot-dip galvanised steel or stainless steel



**For more detailed explanation of the quality characteristics see price list.**

Walls in block construction of square timbers 14 / 14 cm

Professional climbing grips made of a mixture of sand-synthetic resin with anti-rotation system against unintended twisting of the grips

**Dimensions**

(small deviations possible)

**Order No. 7.77010**  
**Climbing Wall with 2 elements**

Height	1.90 m
Element width	2.55 m
Weight	1000 kg

**Order No. 7.77060**  
**Climbing Wall with 4 elements**

Height	1.90 / 3.00 / 2.50 / 1.90 m
Element width	2.55 m
Weight	2500 kg

**Attention:**  
**Exact measurements may vary;**  
**for all installation dimensions refer to current assembly instructions.**  
 Technical changes reserved.