

Play value

The child's sense of proportion is reflected in the attractive shape of the RIKO Railway. The height-differentiated parts are good for holding onto and climbing on; driving with the train is great fun.



© Richter Spielgeräte GmbH 06/22

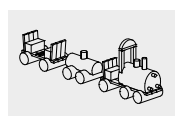
RIKO Railway

Fundamental characteristics

- Child-oriented dimensions
- Emotionally appealing design
- Natural wooden surface which appeals to the senses
- Incentive for playing: bell, trailer
- Movement: climbing, holding on
- Experience: wood in its natural form with year rings, branches, cracks etc.

Recommended for

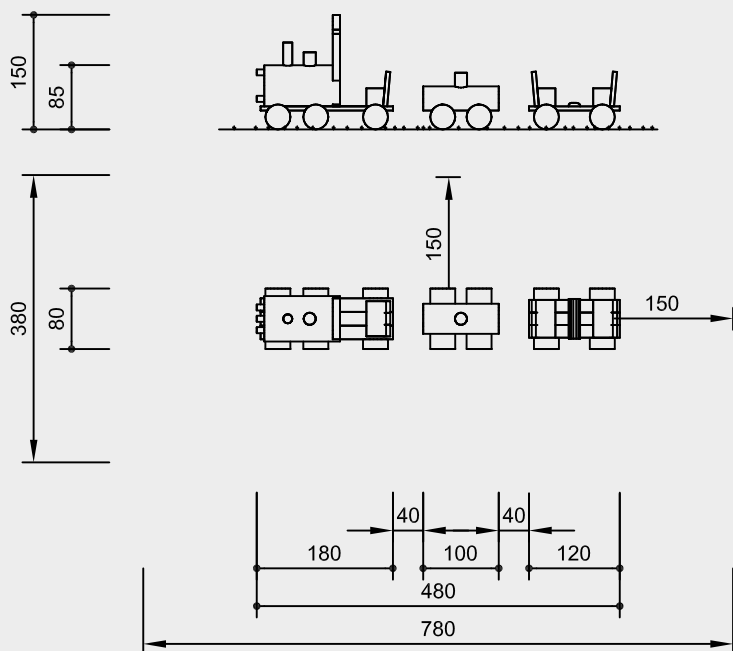
- Children under 3 years
- Kindergarten children
- Supervised play areas, such as kindergartens, schools, after-school programmes or similar
- Public play areas without supervision, such as playgrounds, parks or similar



4.24120

Order No. 4.24120
RIKO Railway

Safety distance 
Device dimensions 
Functional distance 



Scale 1:100

Safety check according to DIN EN 1176

Components

- 1 Locomotive
- 1 Rail tender
- 1 Wagon
with 2 foundation irons each

Installation information

Surfacing requirements corresponding to a fall height of ≤ 1.00 m (please refer to price list for more detailed information)

Foundations (only necessary to immobilise the equipment)
6 items 30 x 30 x 30 cm
Excavation depth 50 cm

Attention:
Exact measurements may vary;
for all installation dimensions refer
to current assembly instructions.
Technical changes reserved.

Technical information

Equipment made of non-impregnated mountain larch

Peeled white

Palisades peeled white means that bark, cambium and sapwood are removed, the natural shape of the trunk is preserved and can be experienced



Core-free

Sawn-timbers core-free, thus decreasing occurrences of cracking and undesired changes in shape



Ground anchor

All parts used for anchoring to the ground are made of hot-dip galvanised steel or stainless steel



Relief cut

Targeted relief cut as an effective measure against cracks caused by drying. The cut defines the position of the stress equalization in the trunk and minimises natural cracking

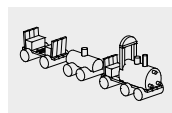


For more detailed explanation of the quality characteristics see price list.

Dimensions

(small deviations possible)

Height	1.50 m
Lengths	1.00 - 1.80 m
Width	0.80 m
Weight	650 kg



4.24120