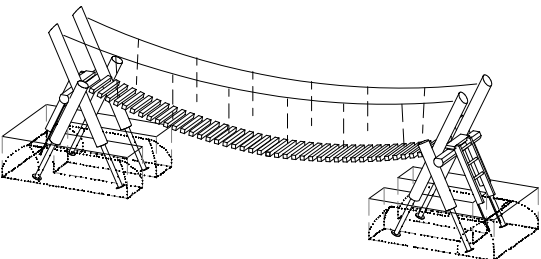
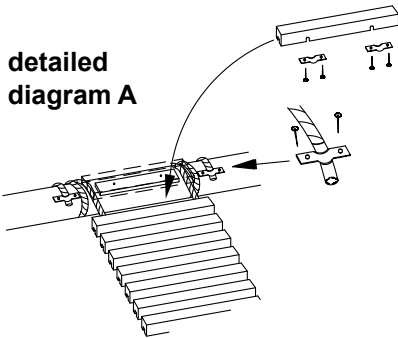
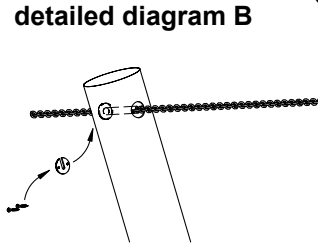
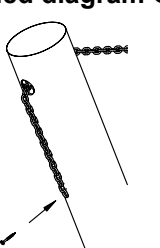
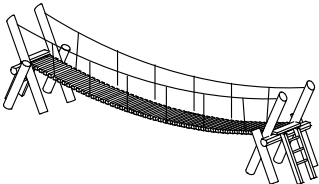
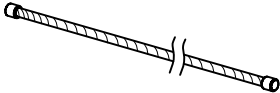
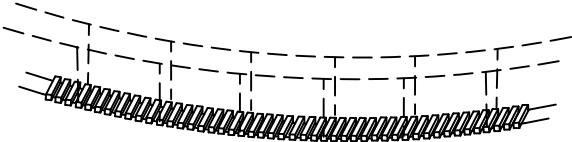
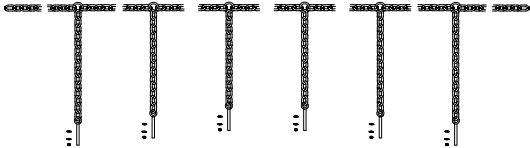

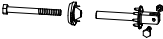

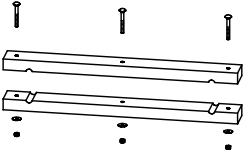




Instructions for wear checks of play equipment	The equipment must be checked for correct operation and safety, especially the points listed below:	Proof of maintenance
<p><b>Playground</b> .....</p> <p><b>Date of installation</b> .....</p> <p>Checks depend on the type of equipment. Any equipment with moving parts must be checked at least twice a year, static equipment at least once a year.</p> <p>Intervals for maintenance work and checks generally depend on</p> <ul style="list-style-type: none"> <li>- location</li> <li>- kind of use</li> <li>- frequency of use</li> <li>- possible vandalism</li> </ul> <p><b>For more details see also "General instructions for maintenance of playgrounds".</b></p> <p><b>Big Suspension Bridge</b> Order No. L6.61000</p>  <p><b>detailed diagram A</b></p>  <p><b>detailed diagram B</b></p>  <p><b>detailed diagram C</b></p>  <p><b>For spare parts refer to back of page.</b></p>	<p><b>Wooden parts</b></p> <ol style="list-style-type: none"> <li>1. Check for rot and, if required, smooth out splinters and round off sharp edges of cracks.</li> <li>2. Check that all bolts and screws are tight and retighten if necessary.</li> <li>3. Recommendation: Apply paraffin wax to the upper end grain areas once a year, please refer to Order No. 0.90100, 1 litre.</li> <li>4. Check the ash wood rungs of the ladders for wear and tear, the remaining diameter must be at least 30 mm.</li> </ol> <p><b>Walkway</b></p> <ol style="list-style-type: none"> <li>5. Check that the running boards are connected properly.</li> <li>6. Check slack of walking surface (must be at least 60-70 cm); if the carrying rope has stretched lift the walking surface, re-tension carrying rope and refasten the clips to the cross beam in position above the rope socket (<b>detailed diagram A</b>); following this kind of adjustment it may be necessary to remove or insert running boards from/to the walking surface.</li> <li>7. Check that carrying rope (clamp) is fastened properly (<b>detailed diagram A</b>).</li> <li>8. Check carrying rope for wear and tear.</li> </ol> <p><b>Handrails</b></p> <ol style="list-style-type: none"> <li>9. If the slack of the walking surface is correct, the handrail chains must neither carry any load nor be too loose, i.e. it must not be possible to push them too far outward; remove washer (<b>diagram B</b>) and tension or loosen handrail chain as required, then refasten (<b>detailed diagram C</b>), do not cut off any chain links.</li> <li>10. Check handrail chain and fastening; the first chain link must be locked; check wear on contact surfaces between first and second chain link.</li> </ol> <p><b>Structural stability</b></p> <ol style="list-style-type: none"> <li>11. In order to check for rot at wooden parts or steel feet for corrosion, uncover the foundations once a year.</li> </ol> <p><b>Repair not carried out, it is still possible to play on equipment</b></p> <p><b>Repair not carried out, equipment is taken out of action</b></p> <p><b>All work carried out, everything is in order</b></p> <p><b>Maintenance carried out by:</b></p> <p>..... <b>Date</b> .....</p>	<p>Special notes, e.g. for repairs</p>

<div> <div> <div>Spare Parts</div> <div>Big Suspension Bridge</div> <div>Order No. L6.61000</div> </div> <div>  </div> <div> <div>Please note that the safety standards of the equipment must not be affected. Therefore, when carrying out repairs it is helpful to <b>only use original parts</b>.</div> </div> </div>	
Order No. Spare part	Order No. Spare part
<div> <div>0.85110 carrying rope</div> <div>  </div> </div>	<div> <div>99.01180 walking surface 7 m with chains</div> <div>  </div> </div>
<div> <div>0.88220 handrail chain (6 suspensions)</div> <div>  </div> </div>	<div> <div>99.01160 ladder</div> <div>  </div> </div>
<div> <div>0.92320 handrail fork</div> <div>  </div> </div>	<div> <div>99.01150 platform</div> <div>  </div> </div>
<div> <div>0.92370 sectioned running board for suspension bridge with wire ropes</div> <div>  </div> </div>	<div> <div>Please specify exact dimensions.</div> </div>
<div> <div>0.92380 unsectioned running board for suspension bridge with "Hercules" type carrying rope</div> <div>  </div> </div>	
<div> <div>0.20025 clip with pin</div> <div>  </div> </div>	