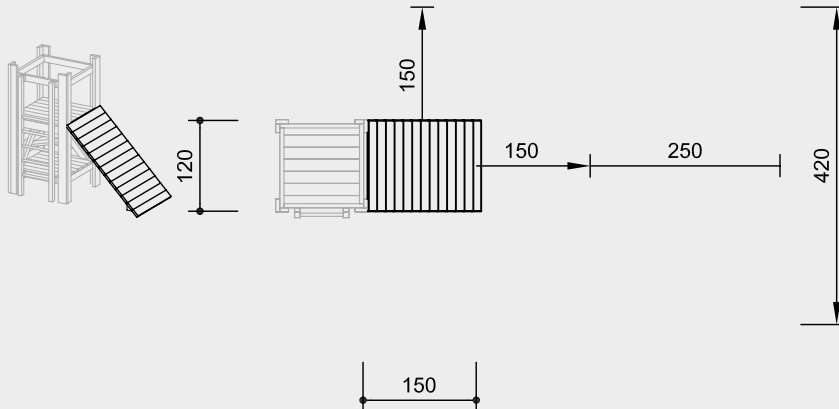
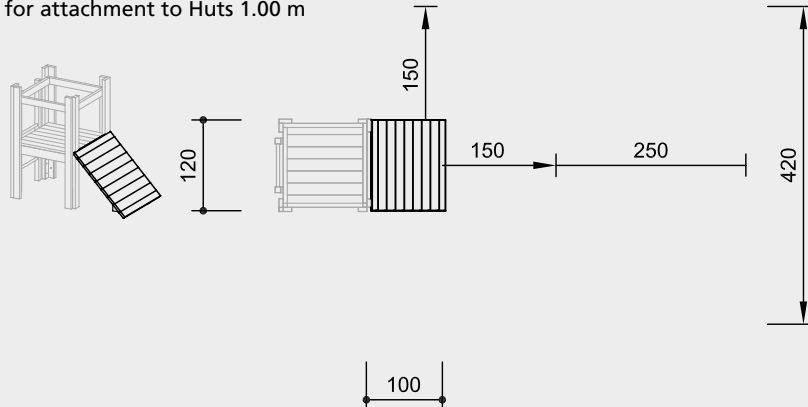


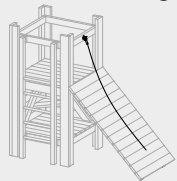
Order No. 3.67531 Inclined Wall for attachment to Huts 1.50 m



Order No. 3.67536 Inclined Wall for attachment to Huts 1.00 m



Order No. 3.69470 Holding Rope for Inclined Wall, attachment height 1.50 m



Scale 1:100

Safety check according to DIN EN 1176

Components

Order No. 3.67531 / 3.67536

1 Inclined wall with inclination 45°
and 2 steel feet

Order No. 3.69470

1 Holding Rope

Installation information

Surfacing requirements
corresponding to a fall height of
Order No. 3.67531 ≤ 1.50 m
Order No. 3.67536 ≤ 1.00 m
(please refer to price list for more
detailed information)

Foundations

Order No. 3.67531 Inclined Wall

1 item 105 x 50 x 40 cm
Excavation depth 60 cm

Order No. 3.67536 Inclined Wall

1 item 105 x 50 x 40 cm
Excavation depth 60 cm

Technical information

Equipment made of non-impregnated
mountain larch

Core-free

Sawn-timbers core-free, thus decreasing
occurrences of cracking and undesired
changes in shape


Tongue and groove

Tongue and groove planks made of
4 cm solid wood, highly resilient, no
trickling of dust / sand, protection
against direct rain


Ground anchor

All parts used for anchoring to the
ground are made of hot-dip galvanised
steel or stainless steel


Order No. 3.69470 Holding Rope

Richter Hercules type rope

Richter Hercules type rope, a combina-
tion of galvanised six-strand steel cables
and polyester yarn, diameter > 20 mm,
laid and glued with very good abrasion
resistance, strong sheathing even in the
case of damage by puncturing


Aluminium rope pressing

Aluminium rope pressing, cylindrically
pressed, with rounded ends


Rotating rope connection

Rotatable fitting without dangerous
openings, with sintered bush with
integrated swivel to ensure the rope
untwists

**For more detailed explanation of the
quality characteristics see price list.**

Dimensions

deviations possible)

Order No. 3.67531

Inclined Wall

Length	2.15 m
Width	1.20 m
Weight	65 kg

Order No. 3.67536

Inclined Wall

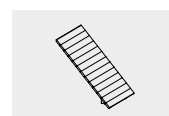
Length	1.40 m
Width	1.20 m
Weight	40 kg

Order No. 3.69470

Holding Rope

Length	2.00 m
Weight	2 kg

Attention:

**Exact measurements may vary;
for all installation dimensions refer
to current assembly instructions.**
Technical changes reserved.


3.67531

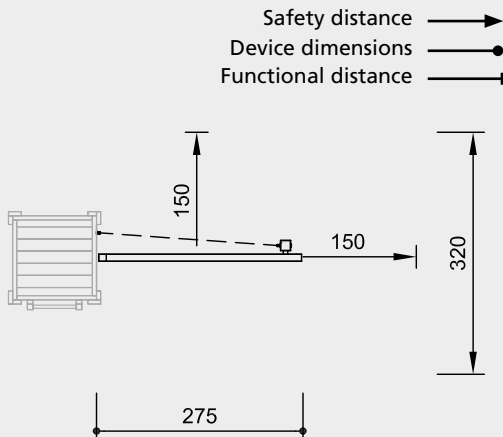
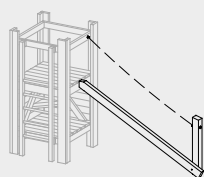


3.67536

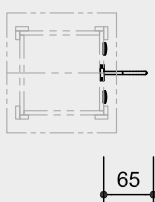
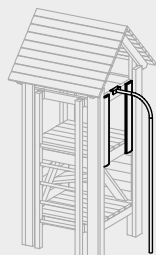


3.69470

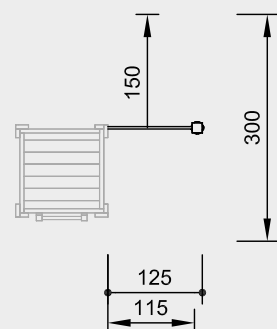
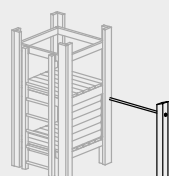
Order No. 3.68306
Inclined Balancing Beam
 for attachment to Huts 1.50 m



Order No. 3.69480
Firemen's Pole
 for attachment to Huts 1.50 m



Order No. L3.69700
Horizontal Bar



Scale 1:100

Safety check according to DIN EN 1176

Components

Order No. 3.68306
 1 Inclined balancing beam with chain handrail and stand post with steel feet

Order No. 3.69480
 1 Bent fireman's pole

Order No. L3.69700
 1 Horizontal bar with stand post with steel foot

Installation information

Surfacing requirements corresponding to a fall height of ≤ 1.50 m (please refer to price list for more detailed information)

Foundations
Order No. 3.68306
Inclined Balancing Beam
 1 item 60 x 60 x 60 cm
 Excavation depth 80 cm
Order No. 3.69480
Firemen's Pole
 1 item 30 x 30 x 30 cm
 Excavation depth 50 cm
Order No. L3.69700
Horizontal Bar
 1 item 60 x 60 x 60 cm
 Excavation depth 80 cm

Technical information

Order No. 3.68306
Inclined Balancing Beam
 Equipment made of non-impregnated mountain larch

Bevel cut
 Vertical stand posts with bevelled end grain section as constructive wood preservation measure



Core-free
 Sawn-timbers core-free, thus decreasing occurrences of cracking and undesired changes in shape



Ground anchor
 All parts used for anchoring to the ground are made of hot-dip galvanised steel or stainless steel



Chains
 Chains made of hot-dip galvanized steel (1.4301 / 1.4571 at extra charge) welded before galvanising, short-linked, without eyelets on the connecting parts, easy to exchange and shorten



Order No. 3.69480 Firemen's Pole
 Bent fireman's pole made of stainless steel, glass bead blasted, $\varnothing 42$ mm

Order No. L3.69700 Horizontal Bar
 Equipment made of non-impregnated mountain larch

Bevel cut
 Vertical stand posts with bevelled end grain section as constructive wood preservation measure



Core-free
 Sawn-timbers core-free, thus decreasing occurrences of cracking and undesired changes in shape



Ground anchor
 All parts used for anchoring to the ground are made of hot-dip galvanised steel or stainless steel



For more detailed explanation of the quality characteristics see price list.

Dimensions
 (small deviations possible)

Order No. 3.68306
Inclined Balancing Beam
 Length 3.00 m
 Weight 100 kg

Order No. L3.69700
Horizontal Bar
 Horizontal bar diameter 30 mm
 Height 1.14 m
 Weight 40 kg

Attention:
Exact measurements may vary;
for all installation dimensions refer to current assembly instructions.
 Technical changes reserved.



3.68306



3.69480



L3.69700